



# Piecemakers Press

*"Blessed are the quilters, for they are the Piecemakers"*

September, 2018

Volume 38, Issue 9

## Prez Sez...

### Time Challenges Require New Strategies

This month we are excited to welcome the world renowned quilting expert Alex Anderson as our guest speaker. Come learn her "Secrets of Successful Fabric Selection." Last month, we enjoyed Lynn Koolish's lecture on design, Mel Beach workshop on quilting Pebbles, as well as LAFS, Retreat Lite, Board, Railroad Quilt planning, Community Quilt activities, Opportunity Quilt travel, and quilting projects for Show-n-Tell and loved ones. We have an amazing guild with a lot going on all the time. We want everyone to know everything we're doing. Can this happen efficiently?

Many members want monthly meetings to end by 9:00 pm. One suggestion is keeping announcements and Show-n-Tell sharings under 2 minutes each by having timers hold up green, yellow and red signs like NCQC does at their Meet the Teacher events. Keep your announcements succinct by focusing on the 5 W's: who, what, when, where and why. They also want 10-minute breaks.

We will begin experimenting with this strategy. We would

like volunteers to serve as time keepers. I have mixed feelings, because I know some people are new, some members enjoy more details, some members aren't practiced in being precise when speaking, and some things require more time sometimes. For those who enjoy hearing and sharing more details, come at 6:30 pm or stay until 9:30 pm.

If you would like more say in how our guild operates, consider joining the Board next year. If you have time, skills, and/or any desire for our guild to continue teaching the art of quilting, giving away 100's of quilts annually, and creating opportunities for us to enjoy quilting together, please consider fulfilling a leadership position. Contact Darlene Cano, as she has begun looking to fill openings. Your cooperation and participation in all the love, beauty and joy we create together is vastly appreciated. Continue reading this newsletter to learn more about our activities. Pat Carlson does a great job as our editor!

With Peace and Joy,  
*Cindy Sojourner*,  
President

### Have a Back?

Community Quilts is always in need of fabric yardage to make backs for the donation quilts. Members who are cutting down on your stash, please keep us in mind. If you have pieces 3 yards or more, how about dropping them off at the Community Quilts table at a Guild meeting. Thanks in advance.

*Community Quilts*

### Next Guild Meeting

September 4, 2018 7:00

Holy Redeemer Church Hall

	page
Programs	2
Work Party	2
Retreat	3
Opportunity Quilt	3
Magazines	3
Open Sews	3
Camp Stitches	4
Interview	5
Affiliates	6
Events	6
Block of the Month	7
Board Meeting	8
Directory	9

## PIECEMAKERS CALENDAR

Date	Event	Place	Time
Tuesday Sept 4	Guild Meeting	Holy Redeemer Church Hall	7:00 pm
Saturday Sept 8	Work Party	Holy Redeemer Church Hall	9:00-4:00
Sept 14-15	Camp Stitches	Holy Redeemer Church Hall	6 pm Fri-10 pm Sat
Tuesday Sept 18	Board Meeting	Holy Redeemer Church Hall	7:00-9:00 pm
Sept 22-23	Alden Lane	981 Alden Lane, Livermore	8:30-6:00

## Programs

### Alex Anderson Comes To Piecemakers

This month we feature internationally acclaimed Alex Anderson. Arrive early to get a seat. Her lecture and trunk show, "Secrets of Successful Fabric Selection," will be filled with tips and expertise that she has gathered over years of learning, quilting, hosting quilting shows, teaching and writing. Alex has authored 30 books in four languages and sold over 1 million copies. She is an avid and expert quilter, pattern writer, fabric designer, teacher, and the founding partner of TheQuiltShow.com and The Quilt Life magazine. She is the ongoing featured artist and teacher at "Quilting in the Garden" at Alden Lane Nursery in Livermore. Check out her website, alexandersonquilts.com.

### Ways and Means Winners

Amanda Sweeney (twice)  
Lisette McBride  
Flo Beauchemin  
Darlene Cano

**We raised \$75**

### Upcoming Programs Span Our Diversity

On the Saturday after our meeting, there will be a Community Quilt Work Party and Open Sew. Everyone is welcome and encouraged to come tie, sew backs, or bind quilts to be given to local charities. At our October 2 meeting, Nancy Brown will present her lecture and trunk show, "Animal Quilt Design." Nancy Brown has exhibited her art and taught classes around the country and won numerous awards at shows. She is well known for her applique animal quilts. Check out her website, nancybrownquilts.com. The Saturday after the October meeting is undecided. If you want any of our past, present or future speakers to provide a workshop in October, we can try, but no promises. Most quilters require much more notice. Jenny Lyon will be our speaker and workshop teacher in June 2019. she specializes in free-motion quilting. We are penciled-in with Colleen Granger for March 2019. She has lots of suggestions for what to do with pre-cuts.

--Program Team: *Dawn Scott, Elin Thomas, Cynthia Kearney and Cindy Sojourner*

### Work Party!

It's time again to get together and work on quilts for our donations. December is coming up, and agencies like to have them to give out at the holidays. Only one more chance, the November Work Party, to get more quilts done.

Come and help on Saturday, Sept. 8 as we have several projects to be done. Besides tying, there will be lots of backs to be constructed and some binding and handwork. Bring your machine for those projects or plan to work on the frames.

We'll be at the church from 9:00 to 4:00; come anytime you can devote a couple of hours to our goals. Lunch is on your own, or bring something to share. If you have any questions, talk to the Community Quilt ladies at the Guild Meeting.

*Community Quilts*

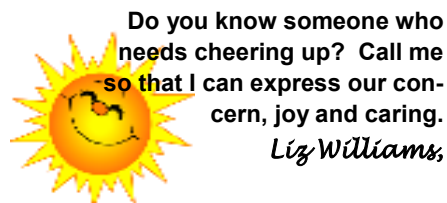
## Boo Retreat

Our Boo Retreat is Thursday - Sunday, October 25th - 28th, 2018. As we count down the days, we remember how much fun we have had quilting, sharing, relaxing and eating the delicious food. Thank you to those of you who have signed up paying your deposit of \$100 to secure your spot. The cost for a "Shared Room" is \$360.00 and a "Private" Room \$470.00. The cost has gone up due to the improvements they will be making to the retreat center and the road. We also have the opportunity to stay an additional day, 2 p.m. arrival on Wednesday October 24th. If you wish to add on the extra day, please let me know. The balance of the retreat is due by our October 2nd, 2018 guild meeting. Your payments can be received at the meeting or my home address:

Patti Davis  
27844 E. 16th Street  
Hayward, CA 94544

For Love of Quilting and  
Friendship,  
Boo Retreat Committee,  
*Patti Davis, Dawn Scott  
and Cynthia Kearney*

### Sunshine



Do you know someone who  
needs cheering up? Call me  
so that I can express our con-  
cern, joy and caring.  
*Liz Williams,*

## 2019 Opportunity Quilt

Thank you, thank you, thank you to all who took part in creating the blocks for the 2019 quilt! I now have all the blocks in hand and will shortly start sashing and borders. It looks incredible up on my design wall -- sorry you can't all enjoy it as much as I am doing. The quilter has it on her schedule for the first part of October, so the end is in sight!

*Linda Probst, VP2*

## Magazine Sales

I am now taking over the magazine duties and will be bringing them to all meetings. Please bring any you wish to donate and buy all that you find of interest -- we need both donators and buyers for this to be a success. The magazines are 25 cents each or 5 for a dollar, with the money collection done on the honor system -- deposit your money in the basket and make your own change. If a magazine has been presented for sale two months and not purchased, it will be put on the table by the door as "free" and will be discarded if no one has taken it before exiting the hall.

*Linda Probst, VP2*

### Too Many Unfinished Quilt Tops? Try Marcia's Quilting Service!

- ◆ Economical -- \$40 minimum
- ◆ Fast turn-a-round -- usually 2 weeks
- ◆ Overall basic patterns -- loops, swirls, leaves, hearts, meandering, etc.
- ◆ Quality threads
- ◆ Up to 109 inches
- ◆ Satisfaction guaranteed!

### Marcia's Quilting Service

Marcia Burke  
39518 Dorrington Court  
Fremont, CA 94538  
Call **510-709-5909**  
for appointment, drop-off, or free info

## Local Open Sews

Day	Time	Location	Price	Contact
Monday	9:00 am	Fremont Senior Center 40086 Paseo Padre	free	<a href="https://fremont.gov/351/Senior-Center">https://fremont.gov/351/Senior-Center</a>
Wednesday	10-4	Niles Canyon Mobile Home Park, 711 Old Canyon Rd, Fremont	free	Gwen George



# Camp Stitches

Now that the quilt show is over, we can concentrate on "cleaning up and out" our sewing rooms. Grab a box or two and fill them up for---CAMP STITCHES, starting on Friday, Sept. 14 at 6 pm thru Saturday, Sept. 15 at 10 pm. two days of fun, fun, fun. Eating, sewing and shopping!!!!

Friday, evening, we will start with an old fashioned cook out, Hot Dogs, chips, salad, etc. and S'MORES. About 7:30 pm Marilyn Nickel will be teaching a quilt block/project for your quilting pleasure!!! Totally excited having a new "teacher" for this time frame. SHOPPING will commence between dinner and the class!!! You may bring your sleeping bag, air mattress, etc. and spend the night or sew all night...whatever you want! Saturday, we will have some breakfast snacks. At about 10am, Ruth Carter will be teaching a class on a needle case with a pumpkin design.

About 12:30 pm we will serve lunch. Usually, a salad or sandwiches of some kind. After lunch approximately 1:30-1:45pm, Pam Thomas will be teaching a "mystery" class. The supply list is included in this month's newsletter. I will have sign up sheets at the August and September meetings. Sign up early, spaces fill up fast!!!! ps... at the Quilt Show several folks asked me to pick up inventory for the sale...I'm so stoked... It's going to be fun!

*Gwen George*

## Supply list for Squares With Diagonals

Sept 14, 2018

Blocks will be trimmed to 8 inches x 9 inches and you get one block for each 10-inch square of fabric.

Sizes: 20 blocks is 30" x 43";  
30 blocks is 38" x 51"; 42  
blocks is 45 x 60; 56 blocks is  
53" x 68";  
72 blocks is 60" x 77"

- 10-inch squares of fabric; half light and half dark
- 9.5-inch square ruler or larger
- Fabric marker or favorite tool to make half-square triangles
- Rotary cutter and mat
- Tape to stick on ruler to assist in trimming of blocks
- Sewing machine, thread, and other normal sewing supplies

*Marilyn Nickel*

## Newsletter Deadline Friday, September 21

Send articles to  
*Pat Carlson*  
scrappyhalfsquare@gmail.com

## Squares with Diagonals Marilyn Nickel



## Needle Case Ruth Carter



## Piecemaker Interview—Chrystyne Flores

I talked to Chrystyne while she was attending Retreat Lite, Sunday, 8/26/18. She was so gracious to let me interrupt her sewing. Chrystyne joined the Guild July 2017. She found us while Googling to find a hobby. Selecting sewing as a hobby she wanted to try, she found that Piecemakers Quilt Guild was only 2 blocks from her mother's. Upon seeing the Tea Cup Quilt she felt overwhelmed and so grateful to Pam Thomas for reaching out to welcome her, accepting her as a newbie. Chrystyne lives in Fremont, has a son who is a senior this year, and works in the medical field in Palo Alto. She likes activities such as hiking, kayaking, biking and walking her 16 year old dog, Furby. Furby is a poodle mix, weighing 11 ½ lbs. and still loves 2 hour hikes.

Getting color right is what excites Chrystyne about quilting, while the thing that doesn't excite her is having so many ideas that don't go together. Pam's welcome inspired her to learn more, so she went to Joann's to learn sewing on her machine and piecing. A quilting technique she wants to try is Ruler Quilting. Would love to see a demo of this technique. Hint to anyone that would like to demo this technique, she would be there, as well as me too. Mystery quilting intimidates her and not something she would attempt. Hint to Pam, maybe you can do some encouraging to change her mind.

She loves attending Retreat

**Beautiful Lady with her  
Beautiful Quilt at Retreat Lite**



Lite because she gets inspired by seeing others' work and getting input/suggestions from fellow members. It also makes it possible for her to sew 6 to 8 hours each day, while she only sews for 4 hours a week normally. She has told friends and family that she is quilting but they haven't really seen her quilts. This year she is giving quilts to some as gifts so they will see that she is a quilter.

Missouri Star has influenced her and continues to do so since she started. Quilting for her started on her kitchen table, and evolved to a makeshift table for her sewing machine and ironing, but she wants to convert one of her rooms from a game room to a sewing room. She does not have a design wall but she did hang her quilt this time at Retreat Lite (encouraged by Marilyn Nickel) to get input from others. She has done hand piecing and finds quilt

making relaxing, a way to get away from job pressures and an enjoyable way to spend time when waiting at appointments, etc.

Her ending comment is that she is grateful of how everyone is so welcoming and helpful to solve quilting issues she may have.

I appreciate her taking time away from Retreat Lite to share with me, giving all of us the opportunity to get to know her. Everyone please welcome her to our community!

*Darlene Cano and  
Shirley Froidevaux*

**Block of the Month Winner  
Marilyn Nickel**





## Shaw and Tell Winner Linda Probst



## September Birthdays

Jean Anderson  
Vivian Nodal  
Goody Thompson  
Linda Rae Souza  
Joyce McVey  
Kathie Murtha  
Amanda Sweeney

## Please Patronize our Affiliates

### Wooden Gate Quilts

125-F Railroad Avenue  
Danville, CA 94526  
925-837-8458  
Cell: 925-963-3104  
woodengatequilts.com  
[info@woodengatequilts.com](mailto:info@woodengatequilts.com)

### Not Just Quiltz

Nancy Cerna  
37831 Niles Blvd  
Fremont, CA 94536  
510-797-6579  
510-552-8721 (Cell)  
[Nancyc@notjustquiltz.com](mailto:Nancyc@notjustquiltz.com)

### Color Me Quilts

37495 Niles Blvd  
Fremont, CA 94536  
510-494-9940  
colormequilts.co  
[cmq@colormequilts.co](mailto:cmq@colormequilts.co)

### Twice Nice Shoppe

Marge Trebotich  
41826 Paseo Padre Pkwy  
Fremont, CA 94539  
510-659-0733  
[tmtreb@sbcglobal.net](mailto:tmtreb@sbcglobal.net)  
Sewing machine accessories,  
parts and service Feather-  
weight sales

### Patti's Quintessential Quilting

Patti Joki  
925-484-4629  
[pjoki2@yahoo.com](mailto:pjoki2@yahoo.com)  
[www.pattiquilting.com](http://www.pattiquilting.com)  
Machine quilting and binding  
services

### Marla's Machine Quilting

Marla Monson  
4253 Tehama Avenue  
Fremont, Ca 94538  
Cell: 510-676-7741  
[Kwiltlady@gmail.com](mailto:Kwiltlady@gmail.com)

## UPCOMING EVENTS

Date	Event	Place	Website
through Sept 15 Thur-Sun noon-5:00	Textile Exhibition	Olive Hyde Art Gallery	<a href="http://fremont.gov/3065/Current-Exhibition">fremont.gov/3065/Current-Exhibition</a>
Sept 15, 10:00-2:00	Fabric Sale-\$3 per yard	Congregational Church 989 San Ramon Valley Blvd Danville	<a href="http://diablovalleyquilters.org">diablovalleyquilters.org</a>
October 6-7	Golden Threads Quilt Show	Historic Downtown Sutter Creek Auditorium and Community Center	<a href="http://Mlqgsuttercreek.org">Mlqgsuttercreek.org</a>
November 9-11	Quilter's Quest Shop Hop	8 Bay Area quilt shops	

# Block of the Month

October 2018 Block of the Month

Skinny Pumpkin

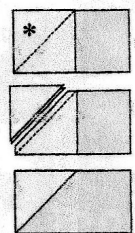
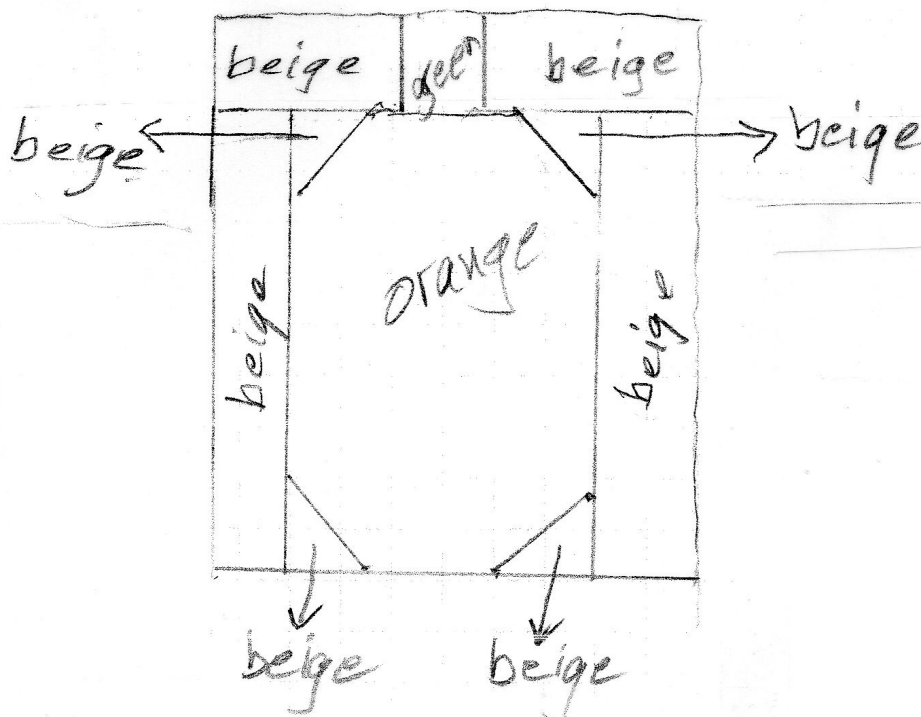
## Fabric requirements

Cream/beige fabric: four 2-1/2 inch squares; two 2 inch x 4-1/4 inch rectangles; two 2 inch x 9-1/2 inch rectangles

Green/brown fabric: one 2 inch square

Orange fabric: one 6-1/2 inch x 9-1/2 inch rectangle

1. Draw a diagonal line on each of your cream/beige 2-12 inch squares. This will be your sewing line. Sew one of your 2-1/2 squares on each corner of your orange rectangle. This is similar to making the corners on a Snowball Block. See diagram below. Trim your seam allowance to 1/4 inch on each corner. **DO NOT TRIM THE TOP PIECE OF YOUR CREAM/BEIGE FABRIC**, only the two back pieces.
2. Sew a cream/beige 2-1/2 inch x 9-1/2 inch rectangle onto each long (9-1/2 inch) side of your pumpkin.
3. Sew a cream/beige 2 inch x 4-1/4 inch rectangle on two opposite sides of your green/brown square. Sew this strip onto the top of your pumpkin unit. Your block should now measure 9-12 inches across and 11 inches down. Hooray!



# Piecemakers Board Meeting

August 21, 2018

**Attendees:** Linda Probst, Darlene Cano, Jan Longo, Elin Thomas, Amy Gunnarson, Cindy Sojourner, Pat Carlson, Sue Mayfield, Carlene Stoffers, Wendy Mueller

Called to order: 7:02 pm

**President:** Cindy Sojourner heard good reports on our August speaker, Lynn Koolish and on the Mel Beach workshop. We have received the contract back from Jenny Lyon for June 4-5. Cindy is in contact with Colleen Granger about speaking March 5, 2019, and possibly a workshop March 9. Alex Anderson will be speaking at our September 4 meeting. Our October meeting will be Nancy Brown.

**VP 2:** Our November meeting will be Members Teaching Members. In September and November, we will have Work Parties on the first Saturday. The first Saturday in October will be an Open Sew or workshop. The first Saturday in December will be an Open Sew. Opportunity Quilt 2019: All but 2 of the blocks have been turned in. Linda Probst will start the assembly soon, and it will go to the quilter at the beginning of October.

**Magazines:** Linda Probst will be taking over magazine sales. She prefers to bring them every month. She will write a newsletter article.

**Opportunity Quilt 2018:** Aileen Fox took the quilt to DVQ last month. It will be at Alden Lane and AVQ in September, and PIQF in October.

**Treasurer:** We are still getting receipts from the quilt show. Jan is developing a new form for turning in receipts. Our bank balance is healthy now, due to the proceeds from the show. The bank balance is \$22,411.23. Jan has applied for and received a permanent sales tax ID for the guild. We have always gotten a temporary 60-day number in the past. The new

number is in the treasurer's records. Jan and Cindy exchanged monster flash drives. Cindy now has Monster 2.

**Quilt Show:** Elin is working on a binder of procedures from the sub-committee chairs. So far, no one has turned them in to her. Nuts and bolts have been purchased. Longer bolts were painted to contrast with shorter ones. Several ideas for improvements were presented at the post-show meeting. Cindy gives applause to the quilt show committee for an incredible show. Thanks to the many members who helped at the show. Amy will be distributing thank-you notes/receipts to donors of raffle basket items at the September Guild Meeting on 9/4/18.

**Treasurer:** the question of the Guild giving receipts for donations of fabric and other goods given to the guild was discussed.

**Membership:** We have 113 members.

**Parliamentarian:** Darlene Cano polled current board members to see who is willing to continue next year. Anyone who is willing to serve as a board member is encouraged to contact Darlene.

**Programs:** We have had a suggestion to have the Victorian Sweatshop come speak at a guild meeting.

**Community Quilts:** Elin has asked Public Storage whether we qualify for a lower rent. If we qualify for their program, our rent will be reduced for 3 months, and then will rise.

**Quilt Display:** We need new quilt stands for the displays at guild meetings. Pat Carlson made a motion, seconded by Darlene Cano, to purchase 2 Savage quilt display stands, for up to \$400. The

motion carried.

**Quilting Frames:** Elin made a motion, seconded by Wendy, to donate 2 sets of quilt frame legs to Amador Valley Quilt Guild, if they want them. Elin will teach them how to tie quilts. The motion carried.

There was a consensus that if a member borrows a quilt frame, we won't charge them. We will keep track of who has it.

**Quilt Display Frames:** The Santa Rosa Guild rents pipe-and-drape for their quilt show, paying about \$2000. They are looking into building their own. Could they rent our frames? Elin will pursue discussion with them.

**Newsletter:** the deadline is Friday, August 24.

**Niles Quilt:** 10-12 Piecemakers are interested in helping design and sew the quilt. Five people are working on the design. The quilt is needed by November 20, the Tuesday before Thanksgiving. The committee will try to have it ready to unveil at the November guild meeting. Tickets are \$5 each. Guild participants who work on the quilt will receive a train ticket. Community Quilts will donate batting for the project.

**President:** We discussed ideas to reduce the time spent on announcements and Show & Tell and meetings. If we can save time, everyone can stay for Show & Tell, and we can end the meeting on time. We decided to try having a volunteer serve as a timer, using yellow and red cards to indicate when time is running out, and when it has ended.

Adjourned: 8:59 pm

Respectfully submitted,  
*Pat Carlson*  
Secretary



## 2018 Board of Directors

President	Cindy Sojourner	510-461-6507	cindybsojourner@gmail.com
VP #1	open		
VP #2	Linda Probst	202-570-3955	lrp3333@gmail.com
Treasurer	Jan Evans-Longo	408-571-9609	jlongo550@gmail.com
Secretary	Pat Carlson	50-673-4618	scrappyhalfsquare@gmail.com
Membership	Darlene Cano	510-793-8786	djcano0389@comcast.net
Parliamentarian	Darlene Cano	510-793-8786	djcano0389@comcast.net
Member @ Large	Sue Mayfield	510-565-5103-C	chuknsu2@yahoo.com
Member @ Large	Amy Gunnarson	301-693-6397	amygunnarsonrn@gmail.com
Member @ Large	Wendey Mueller	510-623-7785-H	wendeym@comcast.net
Member @ Large	Carlene Stoffers	510-386-1592	rcstof@att.net

## 2018 Committee Chairmen

Ardenwood	Toni Mathues	510-785-5836	frankwillis631@comcast.net
Big Sisters	Darlene Cano	510-793-8786	djcano0389@comcast.net
Block of the Month	Pam Thomas	510-887-6757	purplequilts@sbcglobal.net
Camp Stitches	Gwen George	510-461-4662	ggquilter1@gmail.com
Meeting Raffle	Vickey Kean	510-792-4336-H	vkean3@yahoo.com
Community Quilts	Wendey Mueller	510-623-7785-H	wendeym@comcast.net
Newborn Quilts	Evelyn Nodal	510-909-4977-H	enodal0309@gmail.com
Greeter	open		
Hospitality	Elaine Vallecillo-Miller	510-793-5344-H	evallecillomiller@yahoo.com
	Marcy Haynes	408-261-2305-H	marcyh@aol.com
LAFS	Gwen George	510-461-4662	ggquilter1@gmail.com
Library	Beth Cary	510-794-8536-H	elfcary@pacbell.net
Me-Treat 2016	Patti Davis	510-825-5477	sushi0000@comcast.net
	Dawn Scott	510-305-8277-C	djscott3433@gmail.com
	Cynthia Kearney	408-374-4843	cyndisews@yahoo.com
NCQC	Vice President		
Newsletter	Pat Carlson	510-673-4618-C	scrappyhalfsquare@gmail.com
Paper Mailing	Florence Griffin	510-792-4936-H	fvgriff@comcast.net
Periodicals	Linda Probst	202-570-3955	lrp3333@gmail.com
Quilt Show 2018	Elin Thomas	510-520-6844-C	qsewbusy@comcast.net
	Pat Carlson	510-673-4618-C	scrappyhalfsquare@gmail.com
Secret Pal	Diane Crawford	510-579-1457-C	diane@thecrawfordfamily.net
Show and Tell	Carlene Stoffers	510-386-1592	rcstof@att.net
Sunshine	Liz Williams	831-595-2060-C	docnw@aol.com
Ways 'n' Means	Linda Marglon	510-566-3937	jmarglon@gmail.com
	Shirley Froidevaux	510-579-1502	sfroid53@gmail.com
Webmaster	Marilyn Moss	510-557-9432-C	craftymoss@gmail.com
2018 Opportunity Quilt Marketing	Aileen Fox	510-651-8574-H	aifox@comcast.net
	Elaine Vallecillo-Miller	510-793-5344-H	evallecillomiller@yahoo.com
2019 Opportunity Quilt Development	Linda Probst	202-570-3955	lrp3333@gmail.com



**Piecemakers Quilt Guild  
of Southern Alameda County  
PO Box 1535  
Fremont, CA 94538  
[www.piecemakersguild.org](http://www.piecemakersguild.org)**



### **Happy Birthdays!**

Please bring a snack to the Guild meeting in the month of your birthday to share your celebration.

If your birthday falls during the months of July, November, or December, please bring a snack in another month. The Guild will provide snacks during these months.

### **Want to Place an Ad?**

Contact Jan Evans-Longo at  
[jlongo550@gmail.com](mailto:jlongo550@gmail.com)

Piecemakers Press Ad Rates  
(per issue)

Ad Size	Affiliates & Members	Non-Members
2¼ x 2¼	\$3	\$28
4¾ x 2¼	\$6	\$31
1/2 page	\$20	\$45
Full page	\$40	\$65

### **Bring to the Meeting:**

- ♦ Snacks (in your birthday month or any other time)
- ♦ Block of the Month square
- ♦ Name Tag
- ♦ Guild Library/Bookstore Return
- ♦ Completed Community Quilts
- ♦ Ways & Means Donations

Reprint Permission: Guilds receiving our newsletter may reprint articles from the Piecemakers Press. Please include the following credit when you reprint in your guild newsletter: "Reprinted with permission from the Piecemakers Quilt Guild of Southern Alameda County from the (month, year) Piecemakers Press newsletter."

The names, addresses, phone numbers and email addresses included in Piecemakers Quilt Guild membership directory and newsletters are intended for use to conduct the business of the Guild. Use of this information for commercial purposes or any other solicitation or purpose is expressly prohibited.