



Piecemakers Press

“Blessed are the quilters, for they are the Piecemakers”

November, 2018

Volume 38, Issue 11

Prez Sez...

Enjoying Harvest Time

How often do you take time to be thankful and savor the good? While Thanksgiving provides a great reminder to give thanks, the practice of writing a daily journal with 3 to 5 specific thank you items has been known to lift one's spirit.

Today, I'm thankful for Linda Probst, Aileen Fox, and Darlene Cano. I am blown away with Linda's creative, fun and educational meeting programs. At this month's meeting, 6 of our members will teach interesting quilting skills. During Board meetings, Linda's opinions make good sense. Her leadership in creating 2 Opportunity Quilt teams and quilts has been stunning. I am grateful for her opening the church early on the extra Saturdays when we had no paid workshop teacher too.

Aileen has been wonderful at helping me be president. I'm grateful she goes to our PO Box at a moment's notice, recruits volunteers for the Opportunity Quilt, and then fills the several empty slots herself at PIQF. She has always been ready to help wherever needed with her good cheer and wisdom.

Today, I am extremely grateful to Darlene for her effort and determination to fill our Board and guild activity positions with capable people. I appreciate her asking with room for people to say their emphatic, tentative or enthusiastic, “no,” or “yes.” I am thankful for all the people who say “yes,” of course. I am also thankful for the people who recognize their limits and have to say, “no,” to leadership positions this year. I am grateful many of you will continue to be supportive worker bees, who make our guild fun, educational and efficient. Thank you to everyone who expresses appreciation and offers assistance to our leaders. You make running our guild a pleasure.

While there isn't enough room here to express all my thanks to everyone individually, please hear my thank you for helping our guild in the past, present and future. You make our guild possible, delightful and productive! Please mark your calendars: our January meeting will be January 8, not January 1. Happy Thanksgiving, Everyone!

Cindy Sojourner

Members Teaching Members

Our November meeting will feature six talented members doing demos/talks on the following: Jeanne Flanders on Disappearing 4-Patch block, Gwen George with Broderie Perse, Diane Crawford on Fusible Applique, Elin Thomas with Precision Piecing, Kathie Murtha on Mitered Corners with Border Prints, and Lisette McBride with her Wavy Binding. We will likely do 3 rounds of 15 minutes instruction and 5 minutes to change tables, so plan which you want to view. And, thanks in advance to our volunteers!

Linda Probst, VP2

	page
Programs	2
Newborn Quilts	2
Fusible Hint	3
Retreat-Lite	3
Community Quilts	3
Member Interviews	4-5
Affiliates	6
Membership Form	6
Block of the Month	7
Board Meeting	8
Secret Pals	8
Board Nominations	8
Directory	9

PIECEMAKERS CALENDAR

Date	Event	Place	Time
Nov 2-4	Retreat Lite	Homewood Suites, Newark	Fri 9:00 am-Sun 6:00 pm
Tuesday Nov 6	Guild Meeting	Holy Redeemer Church Hall	7:00 pm
Saturday Nov 10	Work Party	Holy Redeemer Church Hall	9:30-3:30
Saturday, Nov 17	LAFS	Holy Redeemer Church Hall	Noon-10 pm
Tuesday Nov 20	Board Meeting	Holy Redeemer Church Hall	7:00-9:00 pm

Time to Applique Pets, Surround Memories with Pre-Cuts, and Quilt Beauty

Nancy S. Brown will be teaching her Pets In The Garden workshop on Saturday, January 5, 2019 at Holy Redeemer Lutheran Church in Newark from 9:30 am to 3:30 pm. We had 22 members express interest in taking a class with Nancy after hearing her amazing lecture and seeing her fabulous quilts. She is wonderful! Several of our members have vouched that her classes are packed with fun and learning. The Pets In The Garden workshop allows us to create a small wall hanging which includes a bird, half of a dog face, and half of a cat face. Plus we will have more time to learn how to create animals from our own photos. This workshop will teach most of skills that her Pacific Coast and other animal workshops teach. Nancy S. Brown quilts have been juried, shown and ribboned in quilts shows around the country. Please sign up for the class at our meeting or by contacting Cindy Sojourner. See www.nancybrownquilts.com for more information.



be teaching her Sharing Memories workshop, which uses 4 to 20 photos or focus fabrics with a jelly roll, 2 1/2" strips or a scrap bag. This pattern is perfect for vacation memories, as well as anniversary, memorial, graduation, and wedding gifts. It's much more striking than surrounding photos with simple frames. Please sign up for the class at our meeting or by contacting Cindy Sojourner. See www.sewlittletimequilting.com for more information.


Colleen Granger will be lecturing us on March 5, 2019 on Playing With Pre-Cuts. If you have jelly rolls, packages of charm squares, or plenty of fabric to make strips and charms, get ready to be inspired and start sewing. Colleen will be showing us quilts and patterns galore with great enthusiasm. She has several books and multiple patterns that will be available for purchase. On Saturday, March 9, 2019, she will

Jenny Lyons will share her My Journey Through Artistic Muddle lecture on June 4, 2019 and teach her Fearless Fills and Frills workshop on Wednesday, June 5, 2019, if we can get enough members to sign up for this unusual time. Jenny is winning awards for her whole cloth quilting, teaching around the

country, and signing her autograph on her first published book. She makes quilting joyful. A variety of motifs are taught so well that everyone finds at least one motif that skips across the fabric sandwich with ease and beauty. See www.quiltskipper.com for more information.

Cindy Sojourner

Highland Thank You



Hint on Fusible Applique Needles

While machine sewing around my fused applique, I was getting frustrated with my needle getting gummed up and frazzling the thread. After whining to Aileen about it, she noticed in Mel Beach's newsletter that Mel had the same problem and discovered needles designed with a non-stick coating. Lo and behold, Wooden Gate carries them and they are amazingly effective. Eventually, the coating wears off, but it takes a while and a new needle fixes the problem. Following is a picture of the package of 5 needles for around \$7

Linda Probst



Newsletter Deadline Friday, November 23

Send articles to
Pat Carlson
scrappyhalfsquare@gmail.com

Retreat-Lite

There are still a few openings available for November Retreat-Lite, the last one for 2018. Come and work on your projects Friday 9 am to Sunday 6 starting November 2nd in Newark. Only \$30 for the whole weekend of uninterrupted sewing. Contact JeanneFlanders@sbcglobal.net for information or to RSVP.

There will be minor changes to the schedule for 2019. Because we are not getting all the spaces filled at Retreat-Lites this year, we need to raise the price a bit to be sure we cover our costs. So in 2019, the cost for individual Retreat-Lites will be \$35 each. If you wish to reserve three of them in advance, you can do so for \$100 (\$33.33 each) before the first one in January. You can then go on the wait list for additional ones at \$35. Dates for 2019 (mark your calendars) are: January 25-27, March 29-31, June 21-23, August 23-25, and November 1-3. You can pay at the Guild meetings, or contact Jeanne at JeanneFlanders@sbcglobal.net to make your reservations.
Community Quilts

Ways and Means Winners

Sarah Nelson
Lisette McBride
Flo Beauchemin
Ethel James
Luz Banuelos

We raised \$62

Work Party!

The last Community Quilts Work Party for this year is Saturday, Nov. 10. We will be donating all the rest of the quilts you made this year to agencies in December. So it's time to start on our work for next year. We'll have frames for tying, but also encourage you to bring your machine and work on sewing projects. There are blocks to be made, combined with sashing, or enhanced with borders- and lots of backs to be made. And, there will be some special rewards for helping out! We'll be set up in Holy Redeemer church hall from 9:30 to around 3:30; you can brown bag lunch, or bring something to share. We can be ready for the holiday break with lots of tops and quilts prepared for the needy in our community.

Are you a fan of quilt kits? Want some simple sewing without having to do the cutting and preparation? Stop by the Community Quilts table in the back of the room each Guild meeting and pick up some projects to begin creating tops for us. We normally have kits to make a few simple blocks, or add sashing or borders to blocks. It's a great way to enhance your seaming skills, or to have some simple piecing to do when you just have a little time.

Our goal each year is to make one quilt per member, so we need everyone's help. Remember many hands make light work—come by and check out the opportunities!

Community Quilts

Piecemaker Interview—Ethel James

Ethel grew up in Mississippi, moved to Chicago when she was 19 years old, and then moved to California. She has 2 sons (in Los Angeles and Louisiana), 1 daughter (in Hayward) and 4 grandchildren. She has her grandchildren a lot and her almost 11-year old dog, Frosty, is her constant companion. Frosty is a Yorkie, which makes it very easy to take him with her, including flying to visit her sons as well as her sister in Atlanta. Ethel joined the Guild in late 2016 with encouragement from Lisette McBride and Debbie Haigler. She retired in 2012 from Alameda Hospital after serving 42 years working as a diet aid and cashier. After losing her husband to cancer shortly after retiring, she looked for something to keep her busy and thought she would take up knitting. One day she was driving around to get out of the house, stopped to do some shopping and ran into a co-worker who recommended she go to the Fremont Senior Center to check out knitting. There she learned knitting from Barbara Johnson and met Lizette and Debbie. They talked about quilting and attended a class Debbie offers in Fremont which led her to joining Piecemakers.

Sewing was not new to Ethel as she made clothes for her daughter and herself. Her Grandmother, Mother, and Aunts all quilted when she was growing up. The first quilts she made for her son and grandson, she hand tied. She made her daughter a quilt-as-



you-go quilt. She wants to do more of them as sending them out to be quilted is a big expense. She just sent a T-shirt quilt she completed out to be quilted after having to save up to have it done. Debbie did show her how to hand quilt, but it is not something she will be doing. She is looking forward to a class Debbie is giving on machine quilting on your home sewing machine.

Ethel wants to learn whatever techniques she can and is currently making a Crazy Quilt for herself. We can't wait to see it; it sounds wonderful! It is queen size, but going forward she will make smaller sized quilts. She quilts about 10-12 hours per week. Her grandchildren take up most of her Saturdays, so she does not get to participate in very many events, but was a member of the team that helped Amy Gunnarson assemble the Raffle Baskets for our Quilt Show this summer.

Ethel and Frosty have an upcoming trip planned to visit and help her sister in Atlanta

for about 3 weeks.

She feels the biggest challenge facing quilt makers today is the expense, feels quilting will survive as long as people can afford it. She was such a joy to talk to and we really appreciate the time she gave us to get to know her. We hope all of you have learned a little about her and reach out to welcome her to our Guild.

*Darlene Cano and
Shirley Froidevaux*

November Birthdays

Nancy Vinerts
Ruth Carter
Frances Hall
Vickey Kean
Toni Mathues
Amy Gunnarson
Mary Jusinski
Pamela (Pam) Thomas
Chrystyne Flores
Laura Rohwedder
Jane A Hageman
Marianne Harzheim

Sunshine

Do you know someone who needs cheering up? Call me so that I can express our concern, joy and caring.



Liz Williams,
831-595-2060
docnw@aol.com

Piecemaker Interview—Ann Anderson

At our New Member Tea in May of this year, Ann Anderson was our newest member. She joined about an hour before the tea! She was born and raised in San Francisco. After she graduated from high school, her family moved to San Bruno and then Union City where she lived for 35 years before moving to Milpitas. She has one daughter and 2 granddaughters (in Union City) and one son and one grandson (in Vallejo). Ann is a retired teacher, but still works at three jobs. Ann is a substitute teacher for kindergarten, a tutor, and a part-time professor at National University working with Special Education Interns. Her teaching career has been as a special education teacher, mainly in elementary grades, but also at high school level, specializing in the autism spectrum.

Ann found Piecemakers through Cindy Sojourner, who is a neighbor of her friend. She had made quilts on her own, one of which was an Attic Window Quilt with fish. It was challenging but she found it to be fairly easy. She loved it and entered it in our Quilt Show this summer. She is making another Attic Window wall hanging for a friend, with pictures of her trip to Zion and Bryce National Parks, Utah, which she printed on fabric. Reaching out for help she was directed to Elin Thomas, who generously coached her. For herself, she is making an Attic Windows of photos of flowers taken on her trip as well of her own. She plans to use it as a



headboard for her bed. Her sewing machine is in the shop (at Marge's) and she hopes to have it back soon so she can finish her quilt and bring it to show-and-tell at the December meeting. We can't wait to see it!

Because of her retired/not retired schedule, LOL, she quilts mostly on the weekends when she is not volunteering to tie quilts at Ardenwood or

Work Parties. Baby quilts is the size of quilt she has been making mainly because of the cost of having a long arm quilter quilt it. Quilting is a relaxing time for her, a time just for her. She also entered a mystery quilt she made in our Quilt Show. The mystery quilt also was a challenge because she finds that fabric color and pattern are elements that make a quilt artistically powerful quilt and not knowing what the end result is going to be makes it scary.

She shared that, after a couple of meetings she asked Florence Griffin, who looked so familiar to her, where they may know each other and found out Florence was her daughter's elementary teacher. Small world!

Ann enjoys the speakers at the monthly meetings and looks forward to making more quilts. We really appreciate her making time to talk to us and the opportunity to get to know her. Please reach out to welcome her to our Guild.

Too Many Unfinished Quilt Tops? Try Marcia's Quilting Service!

A basic machine quilting service for the budget minded

- ◆ Economical -- \$40 minimum
- ◆ Fast turn-a-round – usually 2 weeks
- ◆ Overall basic patterns – loops, swirls, leaves, hearts, meandering, etc.
- ◆ Quality threads
- ◆ Up to 109 inches
- ◆ Satisfaction guaranteed!

Marcia's Quilting Service

Marcia Burke
39518 Dorrington Court
Fremont, CA 94538
Call 510-709-5909
for appointment, drop-off, or free info

*Darlene
Cano and
Shirley
Froidevaux*

Please Patronize our Affiliates

<p>Color Me Quilts 37495 Niles Blvd Fremont, CA 94536 510-494-9940 colormequilts.co cmq@colormequilts.co</p>	<p>Wooden Gate Quilts 125-F Railroad Avenue Danville, CA 94526 925-837-8458 Cell: 925-963-3104 woodengatequilts.com info@woodengatequilts.com</p>	<p>Twice Nice Shoppe Marge Trebotich 41826 Paseo Padre Pkwy Fremont, CA 94539 510-659-0733 tmtreb@sbcglobal.net Sewing machine accessories, parts and service Featherweight sales</p>
<p>Marla's Machine Quilting Marla Monson 4253 Tehama Avenue Fremont, Ca 94538 Cell: 510-676-7741 Kwiltlady@gmail.com</p>	<p>Not Just Quiltz Nancy Cerna 37831 Niles Blvd Fremont, CA 94536 510-797-6579 510-552-8721 (Cell) Nancyc@notjustquiltz.com</p>	<p>Patti's Quintessential Quilting Patti Joki 925-484-4629 pjoki2@yahoo.com www.pattiquilting.com Machine quilting and binding ser- vices</p>

Local Open Sews

Day	Time	Location	Price	Contact
Monday	9:00 am	Fremont Senior Center 40086 Paseo Padre	free	https://fremont.gov/351/Senior-Center
Wednesday	10-4	Niles Canyon Mobile Home Park, 711 Old Canyon Rd, Fremont	free	Gwen George

Piecemakers Quilt Guild Membership Form


Date:	Birth Month:	For Guild Use Only														
Name:	Amt:															
Address:	Ch#/Cash:															
City:	State:	Zip:														
Email Address:		Roster:														
Home Phone:		Annual Dues (Nov 1 to Oct 31)														
Cell Phone:		Active \$35.00														
		Affiliate \$45.00														
I am interested in classes on: <table style="width: 100%; border: none;"> <tr> <td><input type="checkbox"/> Hand Applique</td> <td><input type="checkbox"/> Hand Quilting</td> </tr> <tr> <td><input type="checkbox"/> Machine Applique</td> <td><input type="checkbox"/> Machine Quilting</td> </tr> <tr> <td><input type="checkbox"/> Crazy Quilting</td> <td><input type="checkbox"/> Traditional Piecing</td> </tr> <tr> <td><input type="checkbox"/> Cloth Dying</td> <td><input type="checkbox"/> Paper Piecing</td> </tr> <tr> <td><input type="checkbox"/> Stained Glass</td> <td><input type="checkbox"/> Art Quilts</td> </tr> </table>		<input type="checkbox"/> Hand Applique	<input type="checkbox"/> Hand Quilting	<input type="checkbox"/> Machine Applique	<input type="checkbox"/> Machine Quilting	<input type="checkbox"/> Crazy Quilting	<input type="checkbox"/> Traditional Piecing	<input type="checkbox"/> Cloth Dying	<input type="checkbox"/> Paper Piecing	<input type="checkbox"/> Stained Glass	<input type="checkbox"/> Art Quilts	I am willing to: <table style="width: 100%; border: none;"> <tr> <td><input type="checkbox"/> Sell Opportunity Quilt Tickets</td> </tr> <tr> <td><input type="checkbox"/> Serve on a Committee</td> </tr> <tr> <td><input type="checkbox"/> Volunteer at Ardenwood</td> </tr> <tr> <td><input type="checkbox"/> Work on Community quilts</td> </tr> </table>	<input type="checkbox"/> Sell Opportunity Quilt Tickets	<input type="checkbox"/> Serve on a Committee	<input type="checkbox"/> Volunteer at Ardenwood	<input type="checkbox"/> Work on Community quilts
<input type="checkbox"/> Hand Applique	<input type="checkbox"/> Hand Quilting															
<input type="checkbox"/> Machine Applique	<input type="checkbox"/> Machine Quilting															
<input type="checkbox"/> Crazy Quilting	<input type="checkbox"/> Traditional Piecing															
<input type="checkbox"/> Cloth Dying	<input type="checkbox"/> Paper Piecing															
<input type="checkbox"/> Stained Glass	<input type="checkbox"/> Art Quilts															
<input type="checkbox"/> Sell Opportunity Quilt Tickets																
<input type="checkbox"/> Serve on a Committee																
<input type="checkbox"/> Volunteer at Ardenwood																
<input type="checkbox"/> Work on Community quilts																

Block of the Month

December 2018 Block of the Month

Christmas Star


12 inch finished



This is a variable star pattern made with Christmas fabrics. You can use two fabrics in this block or three different fabrics. You can make your center square a different fabric. This is your choice. This block consists of squares and flying geese units.

Cutting directions

Light:

- A: Cut one square 7-1/4 inches. Sub cut this square twice diagonally. This piece will be the center (large piece) of your flying geese units. Sub cut this square on the diagonal twice making four triangles.
- B: Cut four 3-1/2 inch squares. 


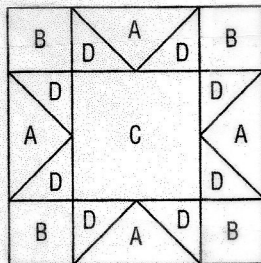
Medium/dark:

- C: cut one 6-1/2 inch square. This can be the same fabric as the points of your star (piece D) or a different fabric. Your choice.

Dark:

- D: cut four 3-7/8 inch squares. Sub cut these squares once diagonally. These are the points of your star, also the points of the flying geese units.

Sew your block together according to the diagram below.



Piecemakers Board Meeting

October 16, 2018

Attendees: Linda Probst, Darleen Cano, Cindy Sojourner, Pat Carlson, Carlene Stoffers, Wendy Mueller

Location: Holy Redeemer Lutheran Church, Newark
Called to order: 7:02

President: Cindy heard positive feedback for all of our speakers and activities. One board member reported that some members would prefer for guild meetings to move at an even faster pace. Some have suggested that we skip the break entirely. But, since business and socializing are conducted during the break, we will keep it while endeavoring to limit the length. Our January 2019 meeting will take place on January 8, since the first Tuesday is New Year's Day.

VP1: Nancy Brown's presentation was very well liked. There is interest in a workshop with her, so we will try to schedule one for January 5. Colleen Granger's contracts for the March 5 meeting and March 9 workshop have been sent out. We will need to find a speaker for February.

VP2: Linda will write an article for the newsletter, listing the lessons to be taught at our November "Members Teaching Members" guild meeting. The Niles Railroad quilt will be shown, and the Opportunity Quilt will be given away. At our January meeting, we will do an activity in teams to brainstorm ideas for challenge quilts.

Opportunity Quilt 2019: the quilt has been returned from the quilter. It will be at the December meeting. **Opportunity Quilt**

2020: Cindy has an idea for a quilt with a variety of 9-patches, using grunge fabrics and a print with small squares. She will

prepare a sketch.

Treasurer: Jan Longo reported by email that the bank balance as of 9/30/18 was \$19,485.15. Proceeds from Camp Stitches were about \$2100.

Membership: About 35 members have renewed their memberships.

Parliamentarian: Members have been recruited to fill the Board and open leadership positions. A slate of officers was discussed and will be finalized and posted in the newsletter.

Community Quilts: the committee is cutting batting this week. They will bring kits to be picked up at the November guild meeting. We will have a Work Party on November 10 at the church. It will include tying, making backs, and machine binding. Quilt donations will be given out December 4. We will be able to donate about 60 quilts this time, which is fewer than our typical of about 75 quilts.

Newsletter: Deadline is Friday, October 26.

Niles Railroad Quilt: Cindy Sojourner is in the process of quilting it. Elin will bind it. The quilt will be revealed at the November guild meeting. Tickets will be available for \$5.00 each.

Quilts for people in California fires and outside the area.

Community Quilts feels it's best to continue with current efforts to make quilts to donate to local organizations. Carlene has asked some other organizations, and they prefer donations of money rather than quilts.

Opportunity Quilt: We could use a new tablecloth, banner,

or quilt with our guild name, logo, and location, as well as some postcards, business cards, or bookmarks to hand out.

Adjourned 8:20 pm

Respectfully submitted,
Pat Carlson

Secret Pals Note to All

Ladies—2019 Secret Pal forms will be available at the sign in table at our next meeting. We hope many of you will join us in this fun activity.

Diane Crawford

Board Nominations

The nominating committee is proposing the following slate of officers for 2019. Before we vote at the December meeting, nominations will be accepted from the floor.

Darlene Cano

President	Cindy Sojourner
VP 1	Amy Gunnarson
VP 2	
Treasurer	Pattie Fretty
Secretary	Darlene Cano
Membership	Laura Rohwedder
Parliamentarian	Darlene Cano
Member at large	Carlene Stoffers
Member at large	Wendey Mueller
Member at large	Sue Mayfield
Member at large	Gwen George

2018 Board of Directors

President	Cindy Sojourner	510-461-6507	cindybojourner@gmail.com
VP #1	open		
VP #2	Linda Probst	202-570-3955	lrp3333@gmail.com
Treasurer	Jan Evans-Longo	408-571-9609	jlongo550@gmail.com
Secretary	Pat Carlson	50-673-4618	scrappyhalfsquare@gmail.com
Membership	Darlene Cano	510-793-8786	djcano0389@comcast.net
Parliamentarian	Darlene Cano	510-793-8786	djcano0389@comcast.net
Member @ Large	Sue Mayfield	510-565-5103-C	chuknsu2@yahoo.com
Member @ Large	Amy Gunnarson	301-693-6397	amygunnarsonrn@gmail.com
Member @ Large	Wendey Mueller	510-623-7785-H	wendeym@comcast.net
Member @ Large	Carlene Stoffers	510-386-1592	rcstof@att.net

2018 Committee Chairmen

Ardenwood	Toni Mathues	510-785-5836	frankwillis631@comcast.net
Big Sisters	Darlene Cano	510-793-8786	djcano0389@comcast.net
Block of the Month	Pam Thomas	510-887-6757	purplequilts@sbcglobal.net
Camp Stitches	Gwen George	510-461-4662	ggquilter1@gmail.com
Meeting Raffle	Vickey Kean	510-792-4336-H	vkean3@yahoo.com
Community Quilts	Wendey Mueller	510-623-7785-H	wendeym@comcast.net
Newborn Quilts	Evelyn Nodal	510-909-4977-H	enodal0309@gmail.com
Greeter	open		
Hospitality	Elaine Vallecillo-Miller	510-793-5344-H	evallecillomiller@yahoo.com
	Marcy Haynes	408-261-2305-H	marcyh@aol.com
LAFS	Gwen George	510-461-4662	ggquilter1@gmail.com
Library	Beth Cary	510-794-8536-H	elfcary@pacbell.net
Me-Treat 2016	Patti Davis	510-825-5477	sushi0000@comcast.net
	Dawn Scott	510-305-8277-C	djscott3433@gmail.com
	Cynthia Kearney	408-374-4843	cyndisews@yahoo.com
NCQC	Vice President		
Newsletter	Pat Carlson	510-673-4618-C	scrappyhalfsquare@gmail.com
Paper Mailing	Florence Griffin	510-792-4936-H	fvgriff@comcast.net
Periodicals	Linda Probst	202-570-3955	lrp3333@gmail.com
Quilt Show 2018	Elin Thomas	510-520-6844-C	qsewbusy@comcast.net
	Pat Carlson	510-673-4618-C	scrappyhalfsquare@gmail.com
Secret Pal	Diane Crawford	510-579-1457-C	diane@thecrawfordfamily.net
Show and Tell	Carlene Stoffers	510-386-1592	rcstof@att.net
Sunshine	Liz Williams	831-595-2060-C	docnw@aol.com
Ways 'n' Means	Linda Marglon	510-566-3937	lmarglon@gmail.com
	Shirley Froidevaux	510-579-1502	sfroid53@gmail.com
Webmaster	Marilyn Moss	510-557-9432-C	craftymoss@gmail.com
2018 Opportunity Quilt Marketing	Aileen Fox	510-651-8574-H	aifox@comcast.net
	Elaine Vallecillo-Miller	510-793-5344-H	evallecillomiller@yahoo.com
2019 Opportunity Quilt Development	Linda Probst	202-570-3955	lrp3333@gmail.com



**Piecemakers Quilt Guild
of Southern Alameda County
PO Box 1535
Fremont, CA 94538
www.piecemakersguild.org**



Happy Birthdays!

Please bring a snack to the Guild meeting in the month of your birthday to share your celebration.

If your birthday falls during the months of July, November, or December, please bring a snack in another month. The Guild will provide snacks during these months.

Want to Place an Ad?

Contact Jan Evans-Longo at
jlongo550@gmail.com

Piecemakers Press Ad Rates
(per issue)

Ad Size	Affiliates & Members	Non-Members
2¼ x 2¼	\$3	\$28
4¾ x 2¼	\$6	\$31
1/2 page	\$20	\$45
Full page	\$40	\$65

Bring to the Meeting:

- ◆ Snacks (in your birthday month or any other time)
- ◆ Block of the Month square
- ◆ Name Tag
- ◆ Guild Library/Bookstore Return
- ◆ Completed Community Quilts
- ◆ Ways & Means Donations

Reprint Permission: Guilds receiving our newsletter may reprint articles from the Piecemakers Press. Please include the following credit when you reprint in your guild newsletter: "Reprinted with permission from the Piecemakers Quilt Guild of Southern Alameda County from the (month, year) Piecemakers Press newsletter."

The names, addresses, phone numbers and email addresses included in Piecemakers Quilt Guild membership directory and newsletters are intended for use to conduct the business of the Guild. Use of this information for commercial purposes or any other solicitation or purpose is expressly prohibited.